

Performance-Aligned LLMs for Generating Fast Code

Daniel Nichols[†], Pranav Polasam[†], Harshitha Menon^{*}, Aniruddha Marathe^{*}, Todd Gamblin[‡], Abhinav Bhatele[†]

[†]*Department of Computer Science, University of Maryland, College Park, MD, USA*

^{*}*Center for Applied Scientific Computing, Lawrence Livermore National Laboratory, Livermore, CA, USA*

[‡]*Livermore Computing, Lawrence Livermore National Laboratory, Livermore, CA, USA*

Email: {dnicho, ppolasam}@umd.edu, {marathe1, gopalakrishn1, tgamblin}@llnl.gov, bhatele@cs.umd.edu

Abstract—Optimizing scientific software is a difficult task because codebases are often large and complex, and performance can depend upon several factors including the algorithm, its implementation, and hardware among others. Causes of poor performance can originate from disparate sources and be difficult to diagnose. Recent years have seen a multitude of work that use large language models (LLMs) to assist in software development tasks. However, these tools are trained to model the distribution of code as text, and are not specifically designed to understand performance aspects of code. In this work, we introduce a reinforcement learning based methodology to align the outputs of code LLMs with performance. This allows us to build upon the current code modeling capabilities of LLMs and extend them to generate better performing code. We demonstrate that our fine-tuned model improves the expected speedup of generated code over base models for a set of benchmark tasks from 0.9 to 1.6 for serial code and 1.9 to 4.5 for OpenMP code.

Index Terms—Large Language Models, Code Generation, Performance Optimization, Reinforcement Learning

I. INTRODUCTION

Developing fast and scalable code is a difficult, but often necessary task for scientific software developers. It can require expert knowledge of the application domain, algorithm design, programming languages, and hardware. This is a challenging task for even serial code, and even more complex for parallel code. Further, programmers and performance engineers are often tasked with optimizing existing code, often not written by them, which requires understanding an existing codebase and the performance implications of changes. Large language models (LLMs) have emerged as a powerful tool for assisting in the software development process for a variety of tasks such as code completion [1], bug detection [2], [3], and code summarization [4]–[7]. Recently, they have also been used with limited success to generate parallel code [8]. Yet they struggle to understand performance aspects of code because they were not designed for this task. Code LLMs are trained on just code as text, and as a result, are not well-suited to reason about complex performance issues. Additionally, the code they generate does not consider performance and could be slow, despite being correct. This has been demonstrated in existing works that show LLMs often generate inefficient parallel code [9], [10].

Creating artificial intelligence (AI) models that can generate faster code has the potential to significantly improve the pro-

ductivity of software developers. By using performance-aware code LLMs, developers can focus on design and correctness without worrying about the performance implications of using LLMs to generate code. Additionally, as LLM-based tools become more integrated with software development workflows, developers will become more and more reliant on the quality of their outputs. Improving the performance of LLM generated code while maintaining its correctness will improve the quality of the target software being developed. Further, code LLMs that can write fast code can remove the need for every scientific and parallel programmer to be a performance expert in addition to their existing domain expertise.

It is non-trivial to create code LLMs that can generate faster code. Since creating performance-aware code LLMs will require fine-tuning of LLMs using performance data, one challenge is creating such datasets. LLMs typically require very large, general datasets for training tasks, and it is challenging to create such large datasets for performance data. Arbitrary code can have a wide range of performance characteristics, and depend on many factors such as input data, hardware, and software environment. Due to the complexity in collecting performance data for arbitrary code, performance datasets are often small and/or narrow in focus. Further, even with such a dataset in hand, an LLM needs to be carefully fine-tuned to *align* its generated outputs with more performant code. There are many potential pitfalls here, for instance, improving the performance of generated code at the cost of correctness. Additionally, fine-tuned LLMs can learn a distribution too disjoint from their initial code distribution they modeled and lose their ability to generalize.

In order to overcome the challenges associated with collecting large scale performance data, we propose a new approach that combines a structured, narrow performance dataset with a more general synthetic code dataset for fine-tuning. We also propose two novel fine-tuning methodologies: (1) reinforcement learning with performance feedback (RLPF), which is based on reinforcement learning with human feedback (RLHF) [11], and direct performance alignment (DPA), which is based on direct performance optimization (DPO) [12]. We use these two approaches and the new dataset to align an existing code LLM to generate faster code. These proposed fine-tuning methodologies use fast and slow code pairs to fine-

tune the LLMs to generate samples more similar to the fast code and less similar to the slow code. The aligned model is then evaluated on two code generation benchmarks and one code optimization benchmark. We find that the aligned model is able to generate code with higher expected speedups than that of the original model, while maintaining correctness.

This work makes the following important contributions:

- A code performance dataset that combines narrow, structured performance data with broad synthetic data to help models learn performance properties, but maintain their ability to generalize.
- Two novel fine-tuning methodologies, reinforcement learning with performance feedback (RLPF) and direct performance alignment (DPA), for aligning code LLMs to generate faster code.
- A fine-tuned, performance-aligned LLM that generates faster code than traditional code LLMs.
- A detailed study of the performance and correctness of the code generated by performance-aligned LLMs including serial, OpenMP, and MPI code. Additionally, an ablation study motivating the use of synthetic data to fine-tune code LLMs for performance.

II. BACKGROUND

In this section, we provide a background into large language models and their use for code generation. We further provide an overview of reinforcement learning and the Proximal Policy Optimization algorithm.

A. Large Language Models for Code

LLMs have been shown to be effective tools for many code generation tasks [1], [13], [14]. These LLMs are typically Transformer models [15] fine-tuned on large code datasets [13], [16], [17] to model the probability distribution of code text data. These models can then be used to generate code, fill in missing code snippets, complete code snippets, and more. Code is generated by showing them a sequence of code text (as tokens) and using the model to predict the next token in the sequence. Getting good text generation with this method is not always straightforward, so additional sampling techniques such as *temperature* and *top-p* are often used to improve the quality of the generated text [18]. These control the randomness of the sampling process, with *temperature* controlling the entropy of the distribution and *top-p* controlling the number of tokens considered for sampling.

B. Reinforcement Learning and Proximal Policy Optimization

Reinforcement learning (RL) is a popular machine learning training paradigm where an agent model learns to interact with an environment to maximize a reward signal. This learning is typically accomplished by the agent iteratively taking actions in the environment, observing the results, and updating its policy to maximize the reward. While RL techniques have been popular for a number of years, they have recently been applied to LLMs due to their success in aligning LLM outputs with human preferences [11].

Proximal Policy Optimization (PPO) [19] is a popular RL algorithm that has been used to successfully fine-tune LLMs. It is a state-of-the-art algorithm that has become widely used due to its efficiency and robustness across a number of different tasks. A key difference between PPO and other RL algorithms is its use of clipping to prevent unusually large updates to the policy. PPO clips the ratio of the new agent policy and the previous agent policy to a range of $[1 - \epsilon, 1 + \epsilon]$. This prevents large weight updates, which can lead to instability in the training process. The clipped policy updates are combined with a value loss function (the reward signal) and an entropy loss function (to encourage exploration) to train the agent. After running many iterations of the training process, the agent learns to make decisions that optimize the reward signal. In this paper, we will train an agent (an LLM) to generate code that is fast (higher reward for faster, correct code).

III. OVERVIEW OF METHODOLOGY

Figure 1 presents an overview of our methodology for aligning code large language models (LLMs) to generate faster code. We start by creating a dataset that can be used to fine-tune an LLM to generate code that is both correct and fast (Section IV). To accomplish this, we collect a large, structured code dataset with performance data and test cases to measure correctness. This structured dataset is, however, not representative of the entire distribution of code we want an LLM to optimize so we ameliorate its shortcomings by using LLMs to generate a *synthetic* code dataset that covers a wider range of code.

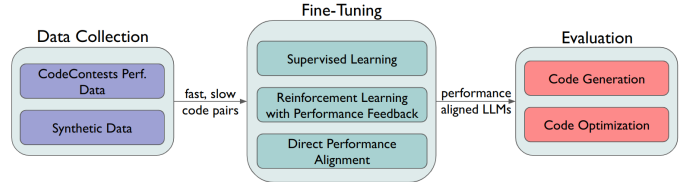


Fig. 1. An overview of the proposed methodology. We first collect a large dataset of fast and slow code pairs using coding contest submissions and synthetically generated data. Then we fine-tune three different LLMs on this data to generate faster code. Finally, we evaluate the fine-tuned models on code generation and optimization tasks.

These datasets are then used to *align* the outputs of an LLM with performance considerations. We employ three different techniques – supervised learning, reinforcement learning, and direct alignment, to fine-tune code LLMs (Section V). The models are aligned to answers that are not only correct, but also fast. Using the fine-tuned models we then generate code for a set of three different benchmark tasks for code generation and optimization (Section VI). These tasks measure the correctness and performance of the generated code for coding problems within and outside the distribution of the training data.

IV. DATA COLLECTION AND LABELING

In order to align LLMs to generate more performant output, we need to fine-tune them on performance data. Further, to

apply the proposed fine-tuning methods, we need a dataset of code where we have a slow and a fast implementation of a particular problem. This type of structured performance data paired with source code is difficult to collect. It requires being able to build, execute, validate, and profile arbitrary code snippets, which is difficult to accomplish at scale. In this section, we describe our process of collecting a large performance dataset (\mathcal{D}_c). Additionally, we discuss how we extend the dataset with synthetic data (\mathcal{D}_s) to cover a wider distribution of code patterns. The final dataset \mathcal{D} contains over 4.5 million code samples, distributed over three source languages (C++, Java, and Python) as shown in Table I.

TABLE I
THE NUMBER OF SAMPLES IN BOTH DATASETS DISTRIBUTED BY SOURCE LANGUAGE.

Dataset (\mathcal{D})	Runtime Data	C++	Java	Python	No. of Samples
<i>CodeContests+Perf</i> (\mathcal{D}_c)	✓	1.8M	0.9M	1.8M	4.5M
<i>Synthetic</i> (\mathcal{D}_s)	✗	5k	0	5k	10k

A. Performance Dataset Collection

We build our performance dataset using the CodeContests dataset introduced by DeepMind in [14]. This dataset contains coding contest problems and solutions from the Aizu [20], AtCoder [21], CodeChef [22], Codeforces [23], and HackerEarth [24] online competition platforms. In total there are 13,610 coding problems in the dataset. These range in difficulty from simple to very difficult, and cover a wide range of topics such as graph algorithms, dynamic programming, and search. Each problem in the dataset has a corresponding set of submissions from users, labeled as correct or incorrect on the respective coding contest website. The number of submissions per problem ranges between tens and thousands. There are solutions in three different programming languages: C++, Java, and Python. Additionally, the dataset includes meta-data for the problem such as the problem statement, test cases, time limits, and memory limits.

This dataset is extremely valuable for our study as it provides a large amount of code samples along with the necessary tests to measure correctness and performance. More so, it contains many code samples that solve the same problem, but in different ways and with different runtimes. While many of the code contest websites record runtimes for submissions, the CodeContests dataset as provided by DeepMind does not include this information. We collect this data ourselves into a new dataset, *CodeContests-Perf* (\mathcal{D}_c), by executing each of the correct submissions and recording their runtimes. Each submission is run on all the test cases for its problem. Generally, there are between 5 and 20 test cases per problem. We create submission-runtime pairs using the average runtime over all the test cases. Each run is executed on a single core of an AMD EPYC 7763 CPU with a 2.45 GHz base frequency.

The final *CodeContests-Perf* dataset contains 4.5 million samples. The distribution of samples by source language is

shown in Table I. There were a small fraction of submissions labeled as correct in the CodeContests dataset that errored or failed the test cases when we ran them. These are omitted from the final dataset. We also include code submissions that were marked as incorrect in the original dataset, however, we do not run them. These will eventually be useful to prevent the model from generating fast, but incorrect code.

B. Synthetic Data Generation

The amount of data and the availability of easy testing in the *CodeContests-Perf* dataset makes it a crucial component of our study. However, the distribution of code represented in the dataset is significantly different than that of the code that is typically found in production code. Coding contests generally award participants based on time-to-submission leading to users writing messy and/or disorganized code to solve problems as quickly as possible. Further, the types of problems typically found in coding contests such as depth-first search and dynamic programming, while an important subset of problems, do not cover the full range of relevant computational problems that are found in production code, and in particular, in scientific computing.

To address the shortcomings of the *CodeContests-Perf* data, we generate an additional synthetic dataset \mathcal{D}_s of fast and slow code samples. This is inspired by several recent works demonstrating the effectiveness of fine-tuning LLMs on synthetic data to improve performance on real tasks [17], [25]–[28]. Gilardi et al. [26] even find that LLMs can outperform humans for many text annotation tasks. In our case of annotating code performance, real runtimes are the best annotation, but in the absence of runtime data, synthetic data is a promising candidate to obtaining labeled code performance data.

We use the Gemini-Pro-1.0 LLM model [29] to generate synthetic code samples as we found it to give the best outputs among a number of models we tested. We adapt the methodology in [17], where samples are generated using *seed* code snippets to get diverse outputs from the model. First, we create a dataset of 10,000 seed samples that are 1-15 line random substrings of random files from The Stack dataset [30], which is a large, 3TB dataset of permissively licensed code. Then the LLM is asked to generate three pieces of text: a problem statement inspired by the seed snippet, a fast solution to the problem, and a slow solution to the problem. This produces inherently noisy data, since the LLM does not always generate correct or optimal (fast vs. slow) outputs. However, prior work has shown that the gain in predictive performance from fine-tuning on synthetic data often outweighs the downsides from noisy data [17].

In total, we collect 10,000 synthetic samples, 5,000 in C++ and 5,000 in Python. While adding more synthetic samples would likely continue to improve the quality of the fine-tuned model, we found that limiting to 10,000 samples provided adequate model quality while operating within time/cost constraints for this study. Table I shows the distribution of samples by language in the synthetic dataset.

V. ALIGNING LLMs TO GENERATE FASTER CODE: PROPOSED FINE-TUNING APPROACHES

Large language models have been shown to be capable of generating correct code with high frequency on several benchmarks [1], [31], [32], yet they do not always generate code that is efficient [9]. They require further fine-tuning to align them with performance considerations. In this section, we detail how we fine-tune large language models with supervised learning and reinforcement learning techniques to generate faster code. We utilize the dataset introduced in Section IV to train three different models using supervised learning, reinforcement learning with performance feedback, and direct performance alignment.

A. Supervised Learning

In the first approach, we fine-tune a language model on the dataset of code snippets from \mathcal{D} to predict the next token in a sequence given previous tokens. For our methodology, we begin with a model that has already been trained on a large corpus of text and code, and then fine-tune it on a smaller dataset of coding problems and fast solutions.

We create two types of prompts using the samples in \mathcal{D} to fine-tune the model. In the first type of prompt, we use a standard instruction prompt where the model is given a problem statement and a fast solution (shown in Listing 1). Using the coding contest data in \mathcal{D}_c , we use the problem description as the instruction and randomly sample one of the five fastest solutions as the response. In the second type of prompt, we use a variation of the standard instruction prompt where the task is to optimize a given code snippet and the output is an optimized version of the code. For this, we use the problem description and one of the slowest 33% of solutions as the instruction, and one of the five fastest solutions as the response. Forming prompts from the synthetic dataset \mathcal{D}_s is similar except we only have one slow and one fast solution for each problem, so we do not sample from ranges of solutions.

Over these prompts, the model is fine-tuned to minimize the cross-entropy loss between its predicted next token and the actual next token. We refer the reader to [33] for more details on fine-tuning LLMs for text generation. After fine-tuning, the model should have more fast code snippets in its training data and its probability distribution should shift toward faster code. Several prior works, however, have observed that methods more sophisticated than supervised fine-tuning are required to align LLM outputs with certain properties, such as safety and human preferences [11], [34], [35].

Supervised Fine-Tuning Evaluation Metric: We evaluate the success of the supervised fine-tuning by measuring the perplexity of the tuned model over an evaluation dataset. Perplexity is inversely proportional to how confident a model is that a data sample is in the distribution it models. A lower perplexity is better and indicates the LLM is less “perplexed” by a particular sample. A model’s perplexity over t tokens from a dataset \mathcal{X} is given by Equation (1).

```

### Instruction:
Given a list of strings, find the longest
common prefix shared by all strings in the
list. The prefix should be the longest
possible string that is a prefix of every
string in the list.

### Response:
```python
def longest_common_prefix(strings):
 if not strings:
 return ""

 prefix = strings[0]
 for string in strings[1:]:
 while string.startswith(prefix):
 prefix = prefix[:-1]
 return prefix
...

```

Listing 1: The instruction prompt format used to fine-tune the models. During fine-tuning, a coding problem is given to the model as an instruction-response pair, and the model is trained to generate similar responses when used for inference.

Predicted probability of token  $x_i$   
given the previous tokens  $x_{<i}$

$$\text{Perplexity}(\mathcal{X}) = \exp \left\{ -\frac{1}{t} \sum_i \log p_{\theta}(x_i | x_{<i}) \right\} \quad (1)$$

### B. Reinforcement Learning with Performance Feedback

To further align an LLM’s outputs with performance considerations, we propose a new method, which we call reinforcement learning with performance feedback. This method is inspired by the success of reinforcement learning with human feedback (RLHF) [11], which aligns LLM outputs with human preferences. RLHF uses human-labeled preference data to train a reward model that assigns rewards to LLM outputs that are more preferred by humans. This reward model is used in conjunction with reinforcement learning to fine-tune a LLM to generate outputs that are more preferred by humans. We adapt this method into reinforcement learning with performance feedback (RLPF) that uses performance feedback instead of human feedback to fine-tune LLMs to generate faster code.

**Reward Model:** We first need to design a reward function that can be used to guide the reinforcement learning process. If we can automatically run, test, and measure the performance of a generated LLM output, then we can simply use a function of the recorded runtime as the reward. In our case, this is possible for the coding contests dataset  $\mathcal{D}_c$ , where we have unit tests available to run and test the generated code (see Section IV-A). This further highlights the utility of this dataset for our study.

As mentioned in Section IV-B, we want to be capable of generating fast code outside the context of coding contests i.e. we do not want to exclusively use the code contests data for RL fine-tuning. Since we may not be able to obtain

runtime data for other arbitrary code samples, we need to train a reward model that rewards faster code more than slower code for samples where we cannot obtain runtime data. Fine-tuning LLMs for relative performance modeling was previously demonstrated by Nichols et al. [8] and, thus, a fine-tuned LLM is a viable candidate for the reward model.

To accomplish this we train a reward model (an LLM),  $r_\theta$ , to predict a reward for a given code sample, where a higher reward indicates faster code. To train this model, we first use a subset of  $\mathcal{D}$  to create a dataset of triplets  $(p, d_f, d_s)$  where  $p$  is a problem description and  $d_f$  and  $d_s$  are fast and slow code solutions to the problem, respectively. Using  $r_\theta$ , we compute predicted rewards for  $d_f$  and  $d_s$ , and use these to calculate the loss function  $\mathcal{L}_r$  in Equation (2).

$$\mathcal{L}_r = -\log \left[ \sigma \left( \overset{\text{predicted reward for fast code}}{r_\theta(p, d_f)} - \overset{\text{predicted reward for slow code}}{r_\theta(p, d_s)} - \overset{\text{adaptive margin; scales the reward based on runtimes}}{\mu(p, d_f, d_s)} \right) \right] \quad (2)$$

This loss function is used to train  $r_\theta$  to predict a higher reward for  $d_f$  than  $d_s$ . In Equation (2)  $\sigma$ , is the logistic function and  $\mu$  is an adaptive margin as defined in Equation (3). The loss function in Equation (2) is adapted from Wang et al. [36] to include runtime information. It trains the reward model to generate rewards farther and farther apart for faster and slower code samples. As  $r_\theta(p, d_f) - r_\theta(p, d_s)$  gets larger, the loss function tends towards zero. On the flip side, the loss increases as the difference between the rewards decreases or  $r_\theta$  assigns a larger reward to the slower code. We utilize an adaptive margin  $\mu$  to further scale the rewards based on how much faster the fast code is than the slow code:

$$\mu(p, d_f, d_s) = \begin{cases} \min \left\{ \overset{\text{max margin value}}{\lambda}, \overset{\text{speedup of } d_f \text{ over } d_s}{\frac{\text{runtime}(d_s)}{\text{runtime}(d_f)}} \right\} & \text{if } p \in \mathcal{D}_c \\ 0 & \text{otherwise} \end{cases} \quad (3)$$

Since we can train the reward model on both datasets  $\mathcal{D}_c$  and  $\mathcal{D}_s$ , we can use the runtime information from  $\mathcal{D}_c$  to scale the rewards appropriately. We use a max margin  $\lambda$  to prevent extremely large margins when  $d_s$  is very slow. Figure 2 provides an overview of the reward model fine-tuning process.

It is important to note that the reward model  $r_\theta$  is not directly modeling code performance. Doing so would likely be impossible as performance can depend on a number of factors like hardware, input, etc. that are not accounted for in the input to the reward model. Instead, the reward model is trained to learn code structures and patterns that generally lead to better performance. This is another reason it is important to have a large dataset that covers a wide distribution of code, so that the model can learn these generalizations.

Using the runtime data in  $\mathcal{D}_c$  and the trained reward model, we can define a reward function  $r(p, d)$  that assigns a reward

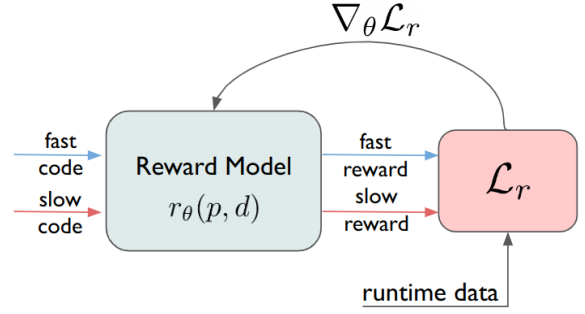


Fig. 2. An overview of the reward model fine-tuning process. The reward model outputs a reward for a fast and slow code sample. The loss function uses these rewards alongside runtime data to update the weights of the model so that its predicted rewards move farther apart for faster and slower code scaled by the runtime speedup.

to an LLM generated code sample. This reward function is defined in Equation (4).

$$r(p, d) = \begin{cases} -1 & \text{if } p \in \mathcal{D}_c, d \text{ incorrect} \\ \frac{\text{median\_runtime}(p)}{\text{runtime}(d)} - 1 & \text{if } p \in \mathcal{D}_c, d \text{ correct} \\ r_\theta(p, d) & \text{otherwise} \end{cases} \quad (4)$$

The model is penalized with a negative reward if it generates incorrect code. If it generates correct code, then the reward is based on the speedup over the median runtime,  $\text{median\_runtime}(p)$ , from the submission already in the dataset. For the synthetic problems, we use the output of the reward model  $r_\theta$ .

**Reward Model Fine-Tuning Evaluation Metric:** We can evaluate the fine-tuning of the reward model by computing its accuracy over an evaluation dataset. The accuracy here is defined as the proportion of samples where the reward signal is larger for the fast code than it is for the slow code.

$$\text{acc}_{\text{reward}}(\mathcal{X}) = \frac{1}{|\mathcal{X}|} \sum_{(p, d_f, d_s) \in \mathcal{X}} \mathbb{1}[r_\theta(p, d_f) > r_\theta(p, d_s)] \quad (5)$$

Here  $\mathbb{1}$  is the indicator function that returns 1 if the condition is true and 0 otherwise. A perfect accuracy of 1 indicates that the reward model always predicts a higher reward signal for the fast code sample than the slow code sample.

**Reinforcement Learning:** Using the reward function  $r(p, d)$  and Proximal Policy Optimization (PPO) [19], we can align an LLM to generate faster code. We use the supervised fine-tuned model from Section V-A as the base model to fine-tune with RL as is common in RLHF [11]. Following standard PPO training practices we optimize the base model using the reward objective function in Equation (6).

$$\mathcal{L}_p = r(p, d) - \eta \text{KL} \left( \pi^{\text{RLPF}}(d | p) \parallel \pi^{\text{S}}(d | p) \right) \quad (6)$$

Here KL is the Kullback-Leibler divergence and  $\eta$  is a hyperparameter that controls the divergence penalty. This penalty helps prevent the model from getting stuck in local optima or diverging too far from the original distribution of the supervised model [37], [38].

During fine-tuning, a prompt is given to the base model (a coding problem or optimization task) and is used to generate a response. The reward function  $r(p, d)$  is then used to compute a reward for the response either by running the generated code or getting a reward from the reward model. The reward is then used to compute the loss function  $\mathcal{L}_p$  in Equation (6). The loss is then used to update the base model’s parameters using PPO. The process is repeated for a number of iterations  $T$  or until the model converges. Figure 3 provides an overview of the RLPF fine-tuning process.

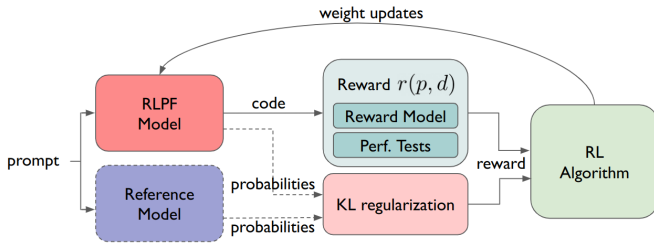


Fig. 3. The RLPF fine-tuning process. A prompt is given to the model and a reward is calculated based on the code it generates. Additionally, the KL-divergence between a reference model and the fine-tuned model is included in the reward to prevent deviating too far from the original distribution. Finally, PPO is used to update the model’s parameters based on the reward.

**RLPF Fine-Tuning Evaluation Metric:** We can measure the success of the reinforcement learning using two metrics: the mean reward and the magnitude of the KL-divergence over an evaluation dataset. The mean reward indicates how well the LLM being fine-tuned is able to optimize the reward function. A higher mean reward is better and indicates that the model is generating faster code. The KL-divergence measures how far the fine-tuned model has diverged from the supervised model. The absolute magnitude of this is difficult to interpret, but it should remain positive and low to indicate that the fine-tuned model is not diverging too far from the supervised model.

### C. Direct Performance Alignment

In recent work, Rafailov et al. [12] demonstrated an alternative approach that does not use reinforcement learning to align LLM outputs with certain properties. Their approach, called Direct Preference Optimization (DPO), uses a derivation of RLHF’s reward objective (similar to Equation (6)) to directly update the model’s parameters to align with a reward signal, rather than train a reward model and use RL. The derived loss takes a similar form to the reward loss in Equation (2). This DPO fine-tuning has many advantages over RLHF, such as

requiring less computation, being easier to implement, and is generally more stable with less hyperparameters [12]. However, some works still find that RL fine-tuning can outperform DPO for certain tasks and datasets [39]. Thus, we adapt the DPO approach to compare it with RLPF. We propose Direct Performance Alignment (DPA), an adaptation of the training procedure and loss function from [12] that takes into account performance, to fine-tune an LLM to generate faster code. The proposed loss function in DPA is shown in Equation (7).

$$\mathcal{L}_d = -\log \sigma \left( \beta \log \frac{\pi^P(d_f | p)}{\pi^S(d_f | p)} - \beta \log \frac{\pi^P(d_s | p)}{\pi^S(d_s | p)} - \mu(p, d_f, d_s) \right) \quad (7)$$

Like with the reward loss in Equation (2), we utilize the adaptive margin  $\mu$  from Equation (3) to scale the loss based on the runtime of the fast and slow code samples. This loss function can be used to fine-tune a base LLM to generate faster code without using reinforcement learning. To compute the loss, we need to get model predictions for a fast and slow code pair for both the model being fine-tuned and a base reference model (the supervised model). Then the loss from Equation (7) is used to update the weights of the model being fine-tuned. This process is iteratively repeated for a number of iterations  $T$  or until the model converges. This DPA fine-tuning process is portrayed in Figure 4.

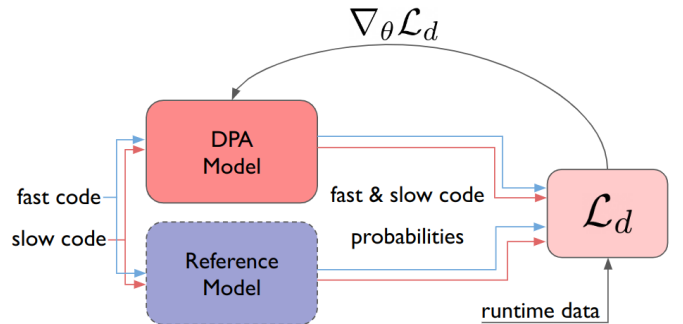


Fig. 4. The DPA fine-tuning process. The model being fine-tuned and a reference model are used to generate probabilities for a fast and slow code sample. These probabilities, combined with runtime data, are used to compute a loss and update the model’s parameters.

**DPA Fine-Tuning Evaluation Metric:** The success of DPA fine-tuning can be measured using a similar accuracy metric to the reward model from RLPF. Since we do not have a direct reward signal like in Equation (2), we can instead measure how often the difference in log probabilities between the fine-tuned model and the supervised model for the fast code, i.e.  $\log \frac{\pi^P(d_f | p)}{\pi^S(d_f | p)}$  is greater than the log probability difference for the slow code, i.e.  $\log \frac{\pi^P(d_s | p)}{\pi^S(d_s | p)}$ . This is shown in Equation (8).

$$\text{acc}_{\text{dpa}}(\mathcal{X}) = \frac{1}{|\mathcal{X}|} \sum_{(p, d_f, d_s) \in \mathcal{X}} \mathbb{1} \left[ \frac{\pi^P(d_f | p)}{\pi^S(d_f | p)} > \frac{\pi^P(d_s | p)}{\pi^S(d_s | p)} \right] \quad (8)$$

## VI. EVALUATION TASKS

It is important to quantify how well the models do on downstream tasks after fine-tuning. In this section we present two different tasks, code generation and optimization, to evaluate how well the training methodologies in Section V improved the LLMs ability to generate fast code. We further detail an ablation study to motivate the use of synthetic data.

### A. Code Generation

To evaluate the ability of the models to generate fast code, we utilize two sets of coding problems. The first is a subset of 100 coding contest problems from the CodeContests dataset [14] (see Section IV-A) that were removed from the training set. We can provide the model with the problem statement and use it to write a solution to the problem. We can then run the code and measure both its *correctness* and *performance*. Correctness can easily be tested using the unit tests provided with the problems.

In addition to the coding contest problems, we also evaluate the models on the ParEval benchmark [9], which is a collection of parallel code generation problems for evaluating the ability of LLMs to generate correct and efficient parallel code. We narrow our focus to a subset of 180 problems, namely the serial, OpenMP [40], and MPI [41] problems. We include OpenMP and MPI problems to evaluate the models' ability to generate fast parallel code. The problems in ParEval range a wide variety of domains, such as linear algebra, graph algorithms, sorting, etc. The problems are designed to be challenging and require the generation of efficient code. The ParEval benchmark provides a great way to test the LLMs on problems unlike what is in their training data (coding contests).

**Code Generation Evaluation Metrics:** We evaluate the generated code on two metrics: *correctness* and *performance*. To study correctness we adopt the popular  $\text{pass}@k$  metric from Chen et al [1]. This metric measures the probability that if an LLM is given  $k$  attempts to write a correct solution, it will succeed. Equation 9 shows how this value can be estimated using  $N$  generated samples from an LLM. Typically the average  $\text{pass}@k$  over a set of prompts is reported and, as LLMs have progressed, only the  $\text{pass}@1$  value is reported. We refer the reader to [1] for further discussion of  $\text{pass}@k$ .

$$\text{pass}@k = \frac{1}{|P|} \sum_{p \in P} \left[ 1 - \binom{N - c_p}{k} / \binom{N}{k} \right] \quad (9)$$

Number of samples generated per prompt  
Set of prompts  
Number of correct samples for prompt  $p$

To evaluate the performance of the generated code, we use the  $\text{speedup}_n@k$  metric introduced by Nichols et al [9]. This

metric measures the expected max speedup over a baseline implementation if the LLM is given  $k$  attempts to write a solution. The  $\text{speedup}_n@k$  metric is defined in Equation 10. We refer the reader to [9] for a complete derivation of this metric. For the coding contest problems, we use the median submission runtime as the baseline. For the ParEval problems, we use the baselines provided by the benchmark.

$$\text{speedup}_n@k = \frac{1}{|P|} \sum_{p \in P} \sum_{j=1}^N \frac{\binom{j-1}{k-1} \frac{T_p^*}{T_{p,j,n}}}{\binom{N}{k}} \quad (10)$$

runtime of baseline for prompt  $p$   
runtime of sample  $j$  of prompt  $p$  on  $n$  processors

### B. Code Optimization

In addition to generating code, we also evaluate the ability of the models to optimize existing code. This is accomplished by providing a code snippet and instructing the model to generate an optimized version of it. To evaluate this task we use the functions in the PolyBench benchmark suite [42]. This is comprised of 30 unique kernels that are typically used to test compiler optimizations and auto-tuning tools. We utilize the kernels by providing the existing kernel implementation to the LLM and instructing it to generate an optimized implementation. We can then evaluate the correctness and performance of the generated code.

**Code Optimization Evaluation Metrics:** We evaluate the generated code on the same metrics as the code generation task: *correctness* and *performance*. We use the same  $\text{pass}@k$  metric (Equation (9)) to evaluate correctness. To evaluate performance, we use  $\text{speedup}_n@k$  (Equation (10)), except with the baseline being the runtime of the original kernel.

### C. Synthetic Data Ablation Study

Finally, we test our hypothesis that training on synthetic data helps the models' ability to generalize and prevents it from over-fitting to code contest data. To accomplish this we train the models exclusively on the code contests dataset  $\mathcal{D}_c$  without any of the synthetic dataset  $\mathcal{D}_s$ . We then evaluate the models on the code generation (Section VI-A) and code optimization (Section VI-B) tasks. We compute the same  $\text{pass}@k$  and  $\text{speedup}_n@k$  metrics and compare the impact of the synthetic data on the models' performance. Of most interest is the performance on the ParEval and PolyBench benchmarks, as these are the most different from the training data.

## VII. EXPERIMENTAL SETUP

Using the large performance dataset  $\mathcal{D}$  from Section IV and the training methodology introduced in Section V, we can now fine-tune LLMs to generate faster code. Once fine-tuned, these models can then be evaluated on the benchmarks detailed in Section VI. This section details the base models for fine-tuning, the data subsets for each fine-tuning task, how we implement the fine-tuning process, and the experimental setup used to evaluate the fine-tuned models.

### A. Base Model for Fine-Tuning

Each of the training methodologies introduced in Section V begins with a base LLM that has already been trained and fine-tunes it further. We select the Deepseek-Coder 6.7B model [16] as the base for the supervised fine-tuning (Section V-A). This model is a 6.7B parameter code LLM released by Deepseek-AI that is trained on 2T tokens comprised of mostly code with a context length of 16k tokens. We select this model due to its good performance on code generation tasks [43] and due to other works finding it a better base model for fine-tuning than the popular CodeLlama models [17]. Furthermore, its 6.7B parameter size makes it tractable for end-users to use it to generate code themselves on consumer hardware. While Deepseek-Coder is a strong base model for our studies, the proposed fine-tuning methodologies can be applied to any existing code LLM.

For the remaining two fine-tuning methods, RLPF and DPA, we use the supervised fine-tuned deepseek model as the base. This is in line with the methodologies in [11], [12] and ensures that the model being aligned is within the distribution of the text data it is trying to model (i.e. instruction prompts as shown in Listing 1). Additionally, we use Deepseek-Coder 6.7B as the base for the reward model. The final set of models used for comparison is shown in Table II.

TABLE II  
MODELS USED FOR COMPARISON IN THIS PAPER.  
DEEPSEEK-CODER-6.7B [16] IS THE BASE MODEL WE USE IN OUR  
FINE-TUNING METHODOLOGIES.

Model Name	Description	Fine-Tuning Methodology
DS	Deepseek-Coder 6.7B base model	—
DS+SFT	DS after supervised fine-tuning	Section V-A
DS+RLPF	DS+SFT after RLPF fine-tuning	Section V-B
DS+DPA	DS+SFT after DPA fine-tuning	Section V-C

### B. Data Setup

We fine-tune the LLMs using the dataset  $\mathcal{D}$  from Section IV. We set aside 100 contests from the CodeContests dataset for the code generation evaluation task. The dataset is further split into smaller datasets for each fine-tuning task. The supervised fine-tuning dataset,  $\mathcal{D}_{\text{SFT}}$ , is comprised of 40% of the full dataset,  $\mathcal{D}$ , and the remaining 60% is used for the reinforcement fine-tuning dataset,  $\mathcal{D}_{\text{RLPF}}$ , and the direct performance alignment dataset,  $\mathcal{D}_{\text{DPA}}$ . These two datasets can be the same since the alignment fine-tuning tasks are disjoint. The  $\mathcal{D}_{\text{RLPF}}$  dataset is further split into 66% for the reward model dataset,  $\mathcal{D}_{\text{REWARD}}$ , and 33% for the reinforcement learning dataset,  $\mathcal{D}_{\text{RL}}$ . During each fine-tuning stage we set aside 5% of the respective dataset for evaluation (i.e. 5% of  $\mathcal{D}_{\text{REWARD}}$  is set aside to calculate the reward model accuracy after training). All of the dataset splits are stratified so that the proportion of code contest to synthetic data is equal to the original dataset.

When creating prompt, fast code, and slow code triplets  $(p, d_f, d_s)$  from  $\mathcal{D}_c$  for RLPF and DPA fine-tuning, we select  $d_f$  randomly from the top 5 fastest solutions. We then select  $d_s$

from the slowest 50% of the solutions. Additionally, a random 5% subset of slow solutions are replaced with an incorrect solution. This is to ensure that the model is not just learning to generate fast code, but also to avoid generating incorrect code. We directly use the fast and slow code pairs from  $\mathcal{D}_s$  to directly form the triplet.

### C. Fine-Tuning Setup

In order to implement the fine-tuning we extend the TRL Python library [44] which is built on top of the popular transformers library [45]. TRL provides existing implementations of RLHF and DPO, which we modify to use our custom rewards, loss function, and datasets. We fine-tune the models on a single node with four 80GB A100 GPUs and two AMD EPYC 7763 CPUs.

1) *Supervised Fine-Tuning Hyperparameters:* We fine-tune the supervised model for three epochs over the  $\mathcal{D}_{\text{SFT}}$  dataset. We use bfloat16 precision and a global batch size of 64 (1 sample per GPU and 16 gradient accumulation steps). To fine-tune in parallel we make use of the PyTorch fully sharded data parallelism (FSDP) implementation [46], which shards model parameters across ranks to save memory. Furthermore, we fine-tune with the Adam optimizer [47] and an initial learning rate of  $1.41 \times 10^{-5}$ .

2) *Reward Model Fine-Tuning Hyperparameters:* The reward model is fine-tuned with the same hyperparameters as the supervised model (Section VII-C1), except it is fine-tuned for only one epoch over the  $\mathcal{D}_{\text{REWARD}}$  dataset. We use a max margin of  $\lambda = 3$  for the margin function  $\mu(p, d_f, d_s)$ .

3) *RLPF Fine-Tuning Hyperparameters:* We fine-tune the RLPF model for four PPO epochs over the  $\mathcal{D}_{\text{RL}}$  dataset. We use a global batch size of four and a learning rate of  $1.41 \times 10^{-5}$ . The KL regularization coefficient is initialized to  $\gamma = 0.1$ . When sampling outputs from the fine-tuned and reference model we follow best conventions [44] and use sampling with a top- $k$  of 0 and a top- $p$  of 1.0.

4) *DPA Fine-Tuning Hyperparameters:* The DPA model is fine-tuned for 1 epoch over the  $\mathcal{D}_{\text{DPA}}$  dataset with a global batch size of four. We employ a learning rate of  $1 \times 10^{-7}$  in the AdamW optimizer [48]. Additionally, we found a value of  $\beta = 0.6$  to be most stable for training.

### D. Evaluation Setup

For the code generation tasks we use each of the LLMs to generate code for the prompts in the evaluation subset of  $\mathcal{D}_c$  and ParEval. We generate 20 samples per prompt with a temperature of 0.2 and a top- $p$  of 0.95 following standard practices LLM code benchmarks [9], [31]. For the optimization task we similarly generate 20 optimized versions of each kernel in the PolyBench benchmark suite [42] using each of the fine-tuned LLMs.

The generated code is run on a single AMD EPYC 7763 CPU. For the ParEval OpenMP tests we report results on 8 cores and we use 512 ranks for the MPI tests. We make use of the existing tests in the CodeContests dataset and ParEval to record the correctness and runtime of the generated



code. For the optimized PolyBench kernels we test correctness and runtime against the original kernel implementations. All runtimes are averaged over 5 runs.

## VIII. RESULTS

With the fine-tuned models from Section V we can now evaluate their code generation capabilities on the tasks described in Section VI. In this section we present the results from the fine-tuning process and the evaluation tasks.

### A. Fine-Tuning Results

We record the fine-tuning metrics on the 5% evaluation datasets at the end of each fine-tuning step. The DS+SFT model yields an evaluation perplexity of 1.62. It is generally difficult to reason about specific perplexity values, but values near 1 show a strong ability to model the underlying text distribution. Since perplexity is the exponential of cross-entropy (see Equation (1)) a perplexity value of 1.62 means that the cross-entropy between predicted probabilities is  $\approx 0.48$ .

The RLPF reward model achieves a final evaluation accuracy of 93% after one epoch of training calculated using Equation (5). This means that in 93% of samples the model assigns a higher reward signal to faster code than slower code. This is a strong result as the success of RL-based LLM fine-tuning is highly dependent on the quality of the reward model [36]. Using this reward model the DS+RLPF model is then able to achieve a mean reward of 1.8 and a KL divergence of 0.29. This means that DP-RLPF is getting a positive mean reward, while maintaining a similar distribution to the original model.

Finally, we see that the DS+DPA model achieves an evaluation accuracy of 87% calculated as show in Equation (8). This is not quite as high as the RLPF reward model, but is still a strong result. The log-probability difference between DS+DPA and the reference model for fast code samples is greater than the log-probability difference for slow code samples in 87% of the evaluation dataset.

### B. Code Generation Results

Figures 5 and 6 show the correctness and performance results of each fine-tuned model on the code generation tasks. We see a promising trend in pass@1 scores in Figure 5 where the fine-tuned models improve in correctness over the baseline model. The DS+RLPF model shows the most improvement across all tasks. These improvements can be attributed to training over more data and, in the case of the RLPF and DPA models, using incorrect samples as negative rewards. Improving the correctness of the models is a strong results considering that the primary goal of this work is to improve the performance while keeping the correctness levels the same.

Figure 6 further details the speedup results for each fine-tuned model. We present the speedup results for OpenMP on 8 cores and MPI on 512 ranks with a sequential implementation as the baseline. Across all four benchmarks DS+RLPF produces faster code than the other three models. In the case of the code contests and ParEval serial problems, the speedup<sub>1</sub>@1 value is easy to interpret. For instance, in the case of the serial

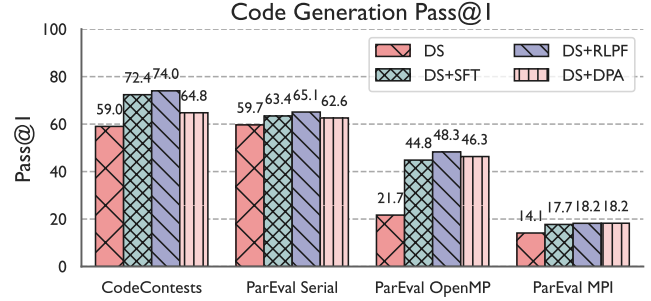


Fig. 5. Correctness results for each model on the code generation tasks. Each of the fine-tuned models shows an improvement in correctness over the baseline model with the DS+RLPF model showing the most improvement.

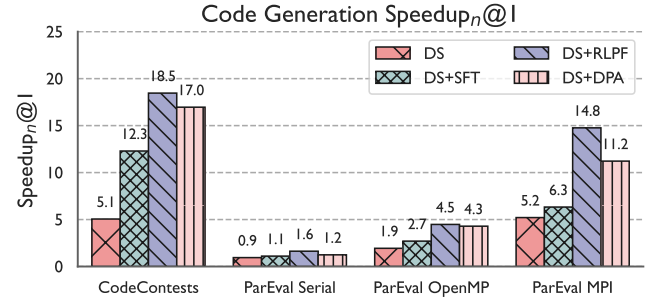


Fig. 6. Speedup results for each fine-tuned model on the code generation tasks. OpenMP runtimes are on 8 cores and MPI runtimes are on 512 ranks. The DS+RLPF model is the best performing model across all benchmarks.

ParEval problems, DS+RLPF generates code with an expected max speedup of 1.6x over the sequential baseline. We see the same order of model performance across all the benchmarks with DS+RLPF performing the best, followed by DS+DPA, DS+SFT, and DS.

### C. Code Optimization Results

Figure 7 shows the correctness and performance results when using the fine-tuned models to optimize PolyBench kernels. DS is omitted because it is only a code completion model and was not trained to optimize code inputs. We first see that all three fine-tuned models transform the input code to a correct output code with relatively high accuracy. While provably correct compiler optimizations may seem more desirable, LLM optimizations can be applied at a higher level of abstraction and include natural language comments to explain the transformation to a developer.

We show the distribution of speedup<sub>1</sub>@1 per PolyBench benchmark in Figure 7 rather than an average to highlight the spread of results. The speedup results show that DS+RLPF is the best performing model. It is able to produce an expected max speedup greater than 1 in 26 out of the 30 benchmarks. In the case of the 3mm kernel (three matrix multiplies) it is able to get up to 22.4x expected speedup. Many of the optimizations come from loop unrolling and/or cache friendly data access patterns. The DS+DPA model is able to produce

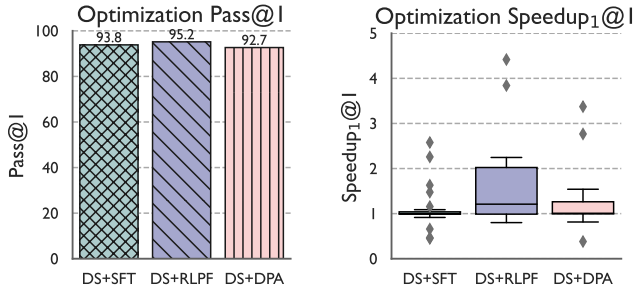


Fig. 7. pass@1 (left) and speedup<sub>1</sub>@1 (right) results for optimizing the PolyBench kernels. The distribution of speedup<sub>1</sub>@1 values over the 30 benchmarks is shown on the right. The DS+RLPF model has further outliers at 11.6 and 22.4.

faster optimizations than DS+SFT, but is not as strong as DS+RLPF.

#### D. Synthetic Data Ablation Study Results

We further highlight the use of synthetic data in the fine-tuning process in Figures 8 and 9. Results for DS+RLPF are shown since it is the best performing model. We see a general improvement in both correctness and performance of generated code when incorporating synthetic data versus fine-tuning on just coding contest data. The correctness improves for all the benchmarks (Figure 8) and, notably, even improves on the coding contest benchmarks. The broader synthetic data is able to help the model generalize better even within the coding contest domain.

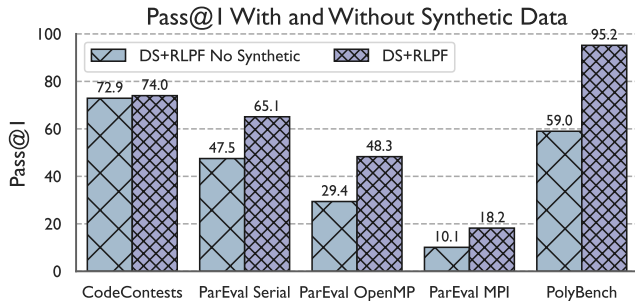


Fig. 8. pass@1 results for DS+RLPF on each task with and without synthetic data in the fine-tuning dataset. For all tasks, the model fine-tuned on synthetic data produces correct code at a higher rate.

The speedup results in Figure 9 show that fine-tuning with synthetic data also helps the models produce faster code. Only in the case of the coding contests and ParEval serial problems do we see a decrease or no change in speedup<sub>n</sub>@1. However, these differences are small. The performance increases for OpenMP, MPI, and PolyBench are much more significant. incorporating synthetic performance data into the fine-tuning process has prevented the models from overfitting code contest data and enabled them to generalize better to new tasks.

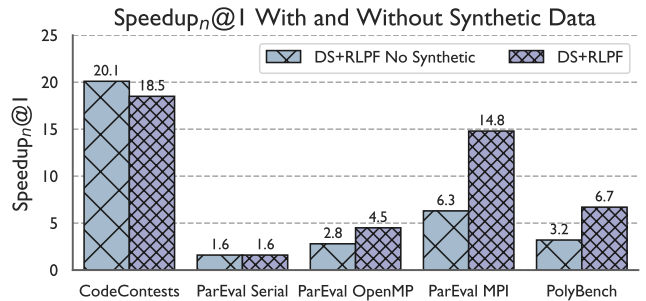


Fig. 9. speedup<sub>n</sub>@1 results for DS+RLPF on each task with and without synthetic data in the fine-tuning dataset. For OpenMP, MPI, and PolyBench tasks, the model fine-tuned on synthetic data produces faster code, while the coding contest and ParEval serial problems show a slight decrease or no change in speedup.

## IX. RELATED WORK

Large Language Models (LLMs), like OpenAI Codex [49], CodeLlama [50], StarCoder [13], WizardCoder [51], Phind-CodeLlama [52], and DeepSeek [16] are revolutionizing how developers approach their coding tasks. These models are trained on vast datasets that include code repositories, documentation, high quality programming problems and solutions. They have shown incredible potential in a variety of software-related tasks ranging from code completion [14], [32], [53]–[56], code refactoring [57], bug detection [58]–[61], documentation [62], and testing [63], [64], among others.

In HPC, researchers are particularly interested in using LLMs for generating parallel code [8]–[10], [65], [66]. Nichols et al. [8] proposed HPCCoder, a model fine-tuned on HPC data, to generate parallel code, label OpenMP pragmas, and predict performance. Chen et al. designed LM4HPC [65] framework to facilitate the research and development of HPC software and proposed OMPGPT [67] for generating OpenMP pragmas and data race detection [68]. Despite their popularity, LLMs still struggle at generating efficient code [9], [10]. Our work addresses this concern by incorporating performance aspects of code in order to generate efficient code while maintaining its correctness.

While Reinforcement Learning with Human Feedback (RLHF) [36] has been shown to be critical for boosting the performance of LLMs by incorporating human feedback into the reward model [12], it is not specialized to code and furthermore does not consider performance. Another work by Mankowitz et al. [69] looked at training a deep reinforcement learning agent, AlphaDev, to discover sorting algorithms from scratch that outperformed previously known human benchmarks. However, training process is limited to a single algorithm at a time and does not fine-tune a general model that can be used to generate fast code for a variety of problems. To address this gap and enable LLMs to generate faster versions of code, we introduced RLPF and DPA to tune LLMs on performance data.

## X. CONCLUSION

In this paper, we have explored the idea of fine-tuning large language models to help them learn code structures and patterns that generally lead to better performance. To accomplish this, we first collected a large performance dataset from coding contests and extended it with synthetically generated samples to cover a wider distribution of code. We then introduced two novel fine-tuning methodologies, Reinforcement Learning with Performance Feedback (RLPF) and Direct Performance Alignment (DPA), that align LLMs with faster code outputs. We have demonstrated that using such techniques we can incorporate performance feedback into the fine-tuning of code LLMs. The fine-tuned models were evaluated on code generation and optimization tasks and shown to increase the expected performance of generated code over baseline LLMs while maintaining correctness for both serial and parallel codes.

## REFERENCES

- [1] M. Chen and et al, "Evaluating large language models trained on code," 2021.
- [2] C. Richter and H. Wehrheim, "Can we learn from developer mistakes? learning to localize and repair real bugs from real bug fixes," *ArXiv*, vol. abs/2207.00301, 2022.
- [3] A. Kharkar, R. Z. Moghaddam, M. Jin, X. Liu, X. Shi, C. B. Clement, and N. Sundaresan, "Learning to reduce false positives in analytic bug detectors," *2022 IEEE/ACM 44th International Conference on Software Engineering (ICSE)*, pp. 1307–1316, 2022.
- [4] W. U. Ahmad, S. Chakraborty, B. Ray, and K.-W. Chang, "A transformer-based approach for source code summarization," *ArXiv*, vol. abs/2005.00653, 2020.
- [5] S. Haque, Z. Eberhart, A. Bansal, and C. McMillan, "Semantic similarity metrics for evaluating source code summarization," *2022 IEEE/ACM 30th International Conference on Program Comprehension (ICPC)*, pp. 36–47, 2022.
- [6] J. Gu, P. Salza, and H. C. Gall, "Assemble foundation models for automatic code summarization," *2022 IEEE International Conference on Software Analysis, Evolution and Reengineering (SANER)*, pp. 935–946, 2022.
- [7] T. Ahmed and P. Devanbu, "Learning code summarization from a small and local dataset," *ArXiv*, vol. abs/2206.00804, 2022.
- [8] D. Nichols, A. Marathe, H. Menon, T. Gambelin, and A. Bhatele, "Modeling parallel programs using large language models," ser. ISC '24, may 2024.
- [9] D. Nichols, J. H. Davis, Z. Xie, A. Rajaram, and A. Bhatele, "Can large language models write parallel code?" in *Proceedings of the 33rd International Symposium on High-Performance Parallel and Distributed Computing*, ser. HPCDC '24. New York, NY, USA: Association for Computing Machinery, 2024.
- [10] P. Valero-Lara, A. Huante, M. A. Lail, W. F. Godoy, K. Teranishi, P. Balaprakash, and J. S. Vetter, "Comparing llama-2 and gpt-3 llms for hpc kernels generation," 2023.
- [11] L. Ouyang, J. Wu, X. Jiang, D. Almeida, C. L. Wainwright, P. Mishkin, C. Zhang, S. Agarwal, K. Slama, A. Ray, J. Schulman, J. Hilton, F. Kelton, L. Miller, M. Simens, A. Askell, P. Welinder, P. Christiano, J. Leike, and R. Lowe, "Training language models to follow instructions with human feedback," 2022.
- [12] R. Rafailov, A. Sharma, E. Mitchell, S. Ermon, C. D. Manning, and C. Finn, "Direct preference optimization: Your language model is secretly a reward model," 2023.
- [13] R. Li, L. B. Allal, Y. Zi, N. Muennighoff, D. Kocetkov, C. Mou, M. Marone, C. Akiki, J. Li, J. Chim, Q. Liu, E. Zheltonozhskii, T. Y. Zhuo, T. Wang, O. Dehaene, M. Davaadorj, J. Lamy-Poirier, J. Monteiro, O. Shliazhko, N. Gontier, N. Meade, A. Zebaze, M.-H. Yee, L. K. Umapathi, J. Zhu, B. Lipkin, M. Oblokulov, Z. Wang, R. Murthy, J. Stillerman, S. S. Patel, D. Abulkhanov, M. Zocca, M. Dey, Z. Zhang, N. Fahmy, U. Bhattacharyya, W. Yu, S. Singh, S. Luccioni, P. Villegas, M. Kunakov, F. Zhdanov, M. Romero, T. Lee, N. Timor, J. Ding, C. Schlesinger, H. Schoelkopf, J. Ebert, T. Dao, M. Mishra, A. Gu, J. Robinson, C. J. Anderson, B. Dolan-Gavitt, D. Contractor, S. Reddy, D. Fried, D. Bahdanau, Y. Jernite, C. M. Ferrandis, S. Hughes, T. Wolf, A. Guha, L. von Werra, and H. de Vries, "Starcode: may the source be with you!" 2023.
- [14] Y. Li, D. Choi, J. Chung, N. Kushman, J. Schrittwieser, R. Leblond, T. Eccles, J. Keeling, F. Gimeno, A. Dal Lago, T. Hubert, P. Choy, C. de Masson d'Autume, I. Babuschkin, X. Chen, P.-S. Huang, J. Welbl, S. Goyal, A. Cherepanov, J. Molloy, D. Mankowitz, E. Sutherland Robson, P. Kohli, N. de Freitas, K. Kavukcuoglu, and O. Vinyals, "Competition-level code generation with alphacode," *arXiv preprint arXiv:2203.07814*, 2022.
- [15] A. Vaswani, N. Shazeer, N. Parmar, J. Uszkoreit, L. Jones, A. N. Gomez, L. Kaiser, and I. Polosukhin, "Attention is all you need," *CoRR*, vol. abs/1706.03762, 2017. [Online]. Available: <http://arxiv.org/abs/1706.03762>
- [16] D. Guo, Q. Zhu, D. Yang, Z. Xie, K. Dong, W. Zhang, G. Chen, X. Bi, Y. Wu, Y. K. Li, F. Luo, Y. Xiong, and W. Liang, "Deepseek-coder: When the large language model meets programming – the rise of code intelligence," 2024.
- [17] Y. Wei, Z. Wang, J. Liu, Y. Ding, and L. Zhang, "Magicoder: Source code is all you need," *arXiv preprint arXiv:2312.02120*, 2023.
- [18] A. Holtzman, J. Buys, L. Du, M. Forbes, and Y. Choi, "The curious case of neural text degeneration," in *International Conference on Learning Representations*, 2020. [Online]. Available: <https://openreview.net/forum?id=rygGQyFvH>
- [19] J. Schulman, F. Wolski, P. Dhariwal, A. Radford, and O. Klimov, "Proximal policy optimization algorithms," 2017.
- [20] "Aizu," <https://judge.u-aizu.ac.jp/onlinejudge/>.
- [21] "Atcoder," <https://atcoder.jp/>.
- [22] "Codechef," <https://www.codechef.com/>.
- [23] "Codeforces," <https://codeforces.com/>.
- [24] "Hackerearth," <https://www.hackerearth.com/>.
- [25] L. Zheng, W.-L. Chiang, Y. Sheng, S. Zhuang, Z. Wu, Y. Zhuang, Z. Lin, Z. Li, D. Li, E. P. Xing, H. Zhang, J. E. Gonzalez, and I. Stoica, "Judging llm-as-a-judge with mt-bench and chatbot arena," 2023.
- [26] F. Gilardi, M. Alizadeh, and M. Kubli, "Chatgpt outperforms crowd workers for text-annotation tasks," *Proceedings of the National Academy of Sciences*, vol. 120, no. 30, Jul. 2023. [Online]. Available: <http://dx.doi.org/10.1073/pnas.2305016120>
- [27] X. He, Z. Lin, Y. Gong, A.-L. Jin, H. Zhang, C. Lin, J. Jiao, S. M. Yiu, N. Duan, and W. Chen, "Anollm: Making large language models to be better crowdsourced annotators," 2023.
- [28] L. Ben Allal, A. Lozhkov, G. Penedo, T. Wolf, and L. von Werra, "Cosmopedia," 2024. [Online]. Available: <https://huggingface.co/datasets/HuggingFaceTB/cosmopedia>
- [29] G. Team, "Gemini: A family of highly capable multimodal models," 2023.
- [30] D. Kocetkov, R. Li, L. Ben Allal, J. Li, C. Mou, C. Muñoz Ferrandis, Y. Jernite, M. Mitchell, S. Hughes, T. Wolf, D. Bahdanau, L. von Werra, and H. de Vries, "The stack: 3 tb of permissively licensed source code," *Preprint*, 2022.
- [31] J. Austin, A. Odena, M. I. Nye, M. Bosma, H. Michalewski, D. Dohan, E. Jiang, C. J. Cai, M. Terry, Q. V. Le, and C. Sutton, "Program synthesis with large language models," *CoRR*, vol. abs/2108.07732, 2021. [Online]. Available: <https://arxiv.org/abs/2108.07732>
- [32] OpenAI, "Gpt-4 technical report," 2023.
- [33] H. Naveed, A. U. Khan, S. Qiu, M. Saqib, S. Anwar, M. Usman, N. Akhtar, N. Barnes, and A. Mian, "A comprehensive overview of large language models," 2024.
- [34] D. M. Ziegler, N. Stiennon, J. Wu, T. B. Brown, A. Radford, D. Amodei, P. Christiano, and G. Irving, "Fine-tuning language models from human preferences," 2020.
- [35] Y. Bai, A. Jones, K. Ndousse, A. Askell, A. Chen, N. DasSarma, D. Drain, S. Fort, D. Ganguli, T. Henighan, N. Joseph, S. Kadavath, J. Kernion, T. Conerly, S. El-Showk, N. Elhage, Z. Hatfield-Dodds, D. Hernandez, T. Hume, S. Johnston, S. Kravec, L. Lovitt, N. Nanda, C. Olsson, D. Amodei, T. Brown, J. Clark, S. McCandlish, C. Olah, B. Mann, and J. Kaplan, "Training a helpful and harmless assistant with reinforcement learning from human feedback," 2022.
- [36] B. Wang, R. Zheng, L. Chen, Y. Liu, S. Dou, C. Huang, W. Shen, S. Jin, E. Zhou, C. Shi, S. Gao, N. Xu, Y. Zhou, X. Fan, Z. Xi, J. Zhao, X. Wang, T. Ji, H. Yan, L. Shen, Z. Chen, T. Gui, Q. Zhang, X. Qiu, X. Huang, Z. Wu, and Y.-G. Jiang, "Secrets of rlhf in large language models part ii: Reward modeling," 2024.

- [37] N. Jaques, A. Ghandeharioun, J. H. Shen, C. Ferguson, A. Lapedriza, N. Jones, S. Gu, and R. Picard, "Way off-policy batch deep reinforcement learning of implicit human preferences in dialog," 2019.
- [38] C. Laidlaw, S. Singhal, and A. Dragan, "Preventing reward hacking with occupancy measure regularization," in *ICML Workshop on New Frontiers in Learning, Control, and Dynamical Systems*, 2023. [Online]. Available: <https://openreview.net/forum?id=oiT8js6p3Z>
- [39] Z. Wang, Y. Dong, J. Zeng, V. Adams, M. N. Sreedhar, D. Egert, O. Delalleau, J. P. Scowcroft, N. Kant, A. Swope, and O. Kuchaiev, "Helpsteer: Multi-attribute helpfulness dataset for steerlm," 2023.
- [40] "OpenMP Application Program Interface. Version 4.0. July 2013," 2013.
- [41] M. Snir, *MPI—the Complete Reference: The MPI core*, ser. MPI: The Complete Reference. Mass, 1998. [Online]. Available: <https://books.google.com/books?id=x79puJ2YkroC>
- [42] J. C. S. Grauer-Gray, "Polybench," <https://web.cs.ucla.edu/~pouchet/software/polybench/>, 2012.
- [43] "Big code models leaderboard - a hugging face space by bigcode," 2023. [Online]. Available: <https://huggingface.co/spaces/bigcode/bigcode-models-leaderboard>
- [44] L. von Werra, Y. Belkada, L. Tunstall, E. Beeching, T. Thrush, N. Lambert, and S. Huang, "Trl: Transformer reinforcement learning," <https://github.com/huggingface/trl>, 2020.
- [45] T. Wolf, L. Debut, V. Sanh, J. Chaumond, C. Delangue, A. Moi, P. Cistac, C. Ma, Y. Jernite, J. Plu, C. Xu, T. Le Scao, S. Gugger, M. Drame, Q. Lhoest, and A. M. Rush, "Transformers: State-of-the-Art Natural Language Processing." Association for Computational Linguistics, Oct. 2020, pp. 38–45. [Online]. Available: <https://www.aclweb.org/anthology/2020.emnlp-demos.6>
- [46] Y. Zhao, A. Gu, R. Varma, L. Luo, C.-C. Huang, M. Xu, L. Wright, H. Shojanazeri, M. Ott, S. Shleifer, A. Desmaison, C. Balioglu, P. Damania, B. Nguyen, G. Chauhan, Y. Hao, A. Mathews, and S. Li, "Pytorch fsdp: Experiences on scaling fully sharded data parallel," *Proc. VLDB Endow.*, vol. 16, no. 12, p. 3848–3860, aug 2023.
- [47] D. P. Kingma and J. Ba, "Adam: A method for stochastic optimization," in *3rd International Conference on Learning Representations, ICLR 2015, San Diego, CA, USA, May 7-9, 2015, Conference Track Proceedings*, Y. Bengio and Y. LeCun, Eds., 2015. [Online]. Available: <http://arxiv.org/abs/1412.6980>
- [48] I. Loshchilov and F. Hutter, "Fixing weight decay regularization in adam," *CoRR*, vol. abs/1711.05101, 2017. [Online]. Available: <http://arxiv.org/abs/1711.05101>
- [49] M. Chen, J. Tworek, H. Jun, Q. Yuan, H. P. de Oliveira Pinto, J. Kaplan, H. Edwards, Y. Burda, N. Joseph, G. Brockman, A. Ray, R. Puri, G. Krueger, M. Petrov, H. Khlaaf, G. Sastry, P. Mishkin, B. Chan, S. Gray, N. Ryder, M. Pavlov, A. Power, L. Kaiser, M. Bavarian, C. Winter, P. Tillet, F. P. Such, D. Cummings, M. Plappert, F. Chantzis, E. Barnes, A. Herbert-Voss, W. H. Guss, A. Nichol, A. Paino, N. Tezak, J. Tang, I. Babuschkin, S. Balaji, S. Jain, W. Saunders, C. Hesse, A. N. Carr, J. Leike, J. Achiam, V. Misra, E. Morikawa, A. Radford, M. Knight, M. Brundage, M. Murati, K. Mayer, P. Welinder, B. McGrew, D. Amodei, S. McCandlish, I. Sutskever, and W. Zaremba, "Evaluating large language models trained on code," 2021.
- [50] H. Touvron *et al.*, "Llama 2: Open foundation and fine-tuned chat models," 2023.
- [51] Z. Luo, C. Xu, P. Zhao, Q. Sun, X. Geng, W. Hu, C. Tao, J. Ma, Q. Lin, and D. Jiang, "Wizardcoder: Empowering code large language models with evol-instruct," *arXiv preprint arXiv:2306.08568*, 2023.
- [52] Phind. (2023) Phind-codellama-34b-v2. [Online]. Available: <https://huggingface.co/Phind/Phind-CodeLlama-34B-v2>
- [53] S. Barke, M. B. James, and N. Polikarpova, "Grounded copilot: How programmers interact with code-generating models," *ArXiv*, vol. abs/2206.15000, 2022.
- [54] J.-B. Döderlein, M. Acher, D. E. Khelladi, and B. Combemale, "Piloting copilot and codex: Hot temperature, cold prompts, or black magic?" *ArXiv*, vol. abs/2210.14699, 2022.
- [55] A. Sarkar, A. D. Gordon, C. Negreanu, C. Poelitz, S. S. Ragavan, and B. G. Zorn, "What is it like to program with artificial intelligence?" *ArXiv*, vol. abs/2208.06213, 2022.
- [56] D. Guo, C. Xu, N. Duan, J. Yin, and J. McAuley, "Longcoder: A long-range pre-trained language model for code completion," in *International Conference on Machine Learning*. PMLR, 2023, pp. 12 098–12 107.
- [57] J. White, S. Hays, Q. Fu, J. Spencer-Smith, and D. C. Schmidt, "Chatgpt prompt patterns for improving code quality, refactoring, requirements elicitation, and software design," *arXiv preprint arXiv:2303.07839*, 2023.
- [58] X. Chen, M. Lin, N. Schärli, and D. Zhou, "Teaching large language models to self-debug," *arXiv preprint arXiv:2304.05128*, 2023.
- [59] M. Yasunaga and P. Liang, "Break-it-fix-it: Unsupervised learning for program repair," in *International conference on machine learning*. PMLR, 2021, pp. 11 941–11 952.
- [60] J. Zhang, J. Cambrono, S. Gulwani, V. Le, R. Piskac, G. Soares, and G. Verbruggen, "Repairing bugs in python assignments using large language models," *arXiv preprint arXiv:2209.14876*, 2022.
- [61] D. Sobania, M. Briesch, C. Hanna, and J. Petke, "An analysis of the automatic bug fixing performance of chatgpt," in *2023 IEEE/ACM International Workshop on Automated Program Repair (APR)*. IEEE, 2023, pp. 23–30.
- [62] J. Y. Khan and G. Uddin, "Automatic code documentation generation using gpt-3," in *Proceedings of the 37th IEEE/ACM International Conference on Automated Software Engineering*, 2022, pp. 1–6.
- [63] M. Schäfer, S. Nadi, A. Eghbali, and F. Tip, "An empirical evaluation of using large language models for automated unit test generation," *IEEE Transactions on Software Engineering*, 2023.
- [64] B. Chen, F. Zhang, A. Nguyen, D. Zan, Z. Lin, J.-G. Lou, and W. Chen, "Codet: Code generation with generated tests," *arXiv preprint arXiv:2207.10397*, 2022.
- [65] L. Chen, P.-H. Lin, T. Vanderbruggen, C. Liao, M. Emani, and B. de Supinski, "Lm4hpc: Towards effective language model application in high-performance computing," in *OpenMP: Advanced Task-Based, Device and Compiler Programming*, S. McIntosh-Smith, M. Klemm, B. R. de Supinski, T. Deakin, and J. Klinkenberg, Eds. Cham: Springer Nature Switzerland, 2023, pp. 18–33.
- [66] X. Ding, L. Chen, M. Emani, C. Liao, P.-H. Lin, T. Vanderbruggen, Z. Xie, A. Cerpa, and W. Du, "Hpc-gpt: Integrating large language model for high-performance computing," in *Proceedings of the SC'23 Workshops of The International Conference on High Performance Computing, Network, Storage, and Analysis*, 2023, pp. 951–960.
- [67] L. Chen, A. Bhattacharjee, N. Ahmed, N. Hasabnis, G. Oren, V. Vo, and A. Jannesari, "Ompgpt: A generative pre-trained transformer model for openmp," *arXiv preprint arXiv:2401.16445*, 2024.
- [68] L. Chen, X. Ding, M. Emani, T. Vanderbruggen, P. hung Lin, and C. Liao, "Data race detection using large language models," 2023.
- [69] D. J. Mankowitz, A. Michi, A. Zhernov, M. Gelmi, M. Selvi, C. Paduraru, E. Leurent, S. Iqbal, J.-B. Lespiau, A. Ahern *et al.*, "Faster sorting algorithms discovered using deep reinforcement learning," *Nature*, vol. 618, no. 7964, pp. 257–263, 2023.